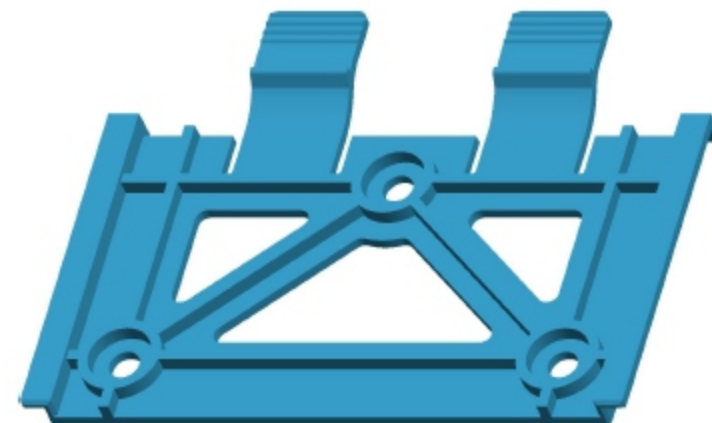
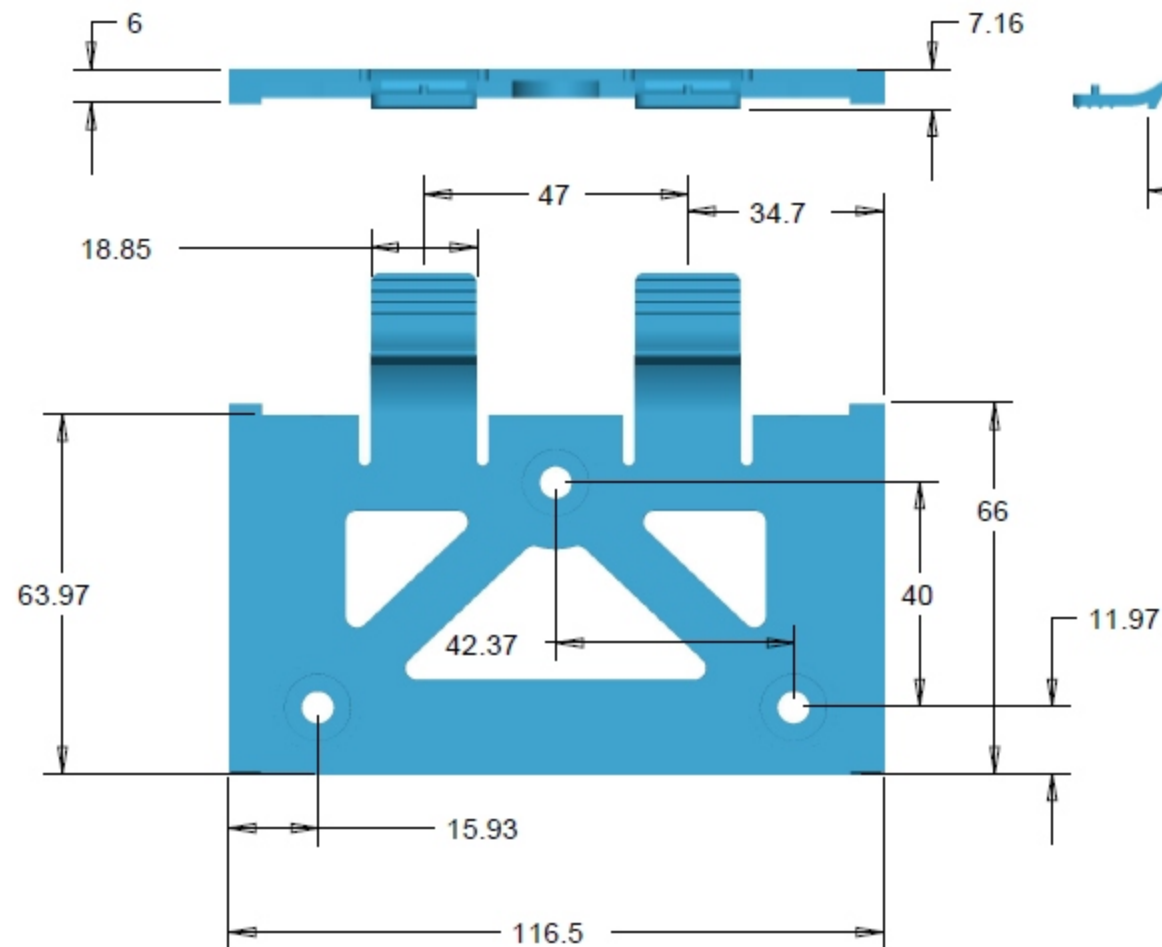


1

2

3

4



REV	SHT	DESCRIPTION	BY	DATE	APPROVED

REVISION HISTORY

UNITS = mm
 TOLERANCES U.O.S.
 .XXX = ± 0.05 mm [$\pm .002$]
 .XX = ± 0.10 mm [$\pm .004$]
 .X = ± 0.20 mm [$\pm .008$]
 FRACTIONS = $\pm 1/64$
 ANGLES = $\pm 1^\circ$

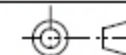
PREPARED BY: J. CHERASO

APPROVED BY: JV

DATE: 21-Jan-09

MATERIAL: SEE NOTE

FINISH: SEE NOTE



THIRD ANGLE PROJECTION

NOTES:

- MATERIAL:
- FINISH:
- VOLUME: Cu mm
- THIS DRAWING IS THE "MASTER DOCUMENT" AND ELECTRONIC DATA IS AVAILABLE UPON REQUEST. NON SHOWN PHYSICAL DIMENSIONS ARE DRIVEN BY 3-D DATABASE.
- COMPONENT PART No & ISSUE (REV) IDENTIFIERS TO BE INCLUDED POSITION AND SIZE TO BE AGREED BY ADEPT DESIGN
- ALL TOOLING FEATURES TO BE AGREED BY ADEPT DESIGN
- SHARP CORNERS AS DRAWN
- MACHINED R0.4 MOULDINGS R0.1 AND CASTINGS TBA.
- COMPONENTS TO BE FLASHED AND BURR FREE UNLESS OTHERWISE STATED.
- IF APPLICABLE DRAFT WITHIN TOLERANCE UNLESS OTHERWISE STATED.
- MATERIALS MUST BE RoHS COMPLIANT WITH SUPPORTING DOCUMENTATION.



This material and information is the property of, and proprietary to Adept Design Inc. It is disclosed in confidence; it is not to be used for other than Adept Design's authorized purposes without the written permission of Adept Design. This material must be returned to Adept Design Inc. upon demand.

SIZE
B

SCALE:

TITLE:
BRACKET, MOUNT, WW RADIOSHEET
1

OF

DWG NO:
BRACKET_MOUNTREV:
A